



2006 Game Summaries



Game 1

**#18 Hobart
Dickinson
September 9, 2006**

**31
28**

Boswell Field
Geneva, N.Y.

Attendance — 959

QB Shawn Mizro threw for 237 yards and two touchdowns to lead the Statesmen to a 31-28 victory over Dickinson. The senior broke the Hobart career record for touchdown passes and marched the Statesmen down the field on the game-winning drive in the final two minutes.

A hotly contested affair, Hobart's season opener saw the lead change hands seven times, the final time was with just 1:06 to go.

Trailing 28-24 with 2:45 remaining, Mizro engineered a nine-play, 80-yard drive that ended with a spectacular leaping 12-yard catch in the end zone by WR Ryan LiDrazzah. Mizro was 6-of-9 on the drive, hitting LiDrazzah twice for 36 yards and RB Doug Blakowski twice for 26 yards.

LiDrazzah finished the day with four receptions for 51 yards. He also set up two Hobart touchdowns with long kick returns, averaging 29.7 yards on three returns. Blakowski produced 121 yards of offense (61 rushing, 60 receiving). WR James Wright made a team-high six catches for 80 yards.

The Statesmen defense, which allowed 21 points in the first half, was stifling in the fourth quarter, forcing a punt, a missed 36-yard field goal, and two fumbles, both of which Hobart recovered. LB Evan Hoffman led the charge with a game-high 11 tackles and a forced fumble, while LB Nolan Robinson added nine stops.

Mizro, who entered the season tied with Craig Swanson '04 for the career TD record, took sole possession of first place on the first drive of the second half. He completed a 9-yard toss to WR Steve Sorhaindo for the 48th touchdown pass of his career, giving Hobart a 24-21 lead. The advantage did not last the quarter.

After the Statesmen failed to convert on fourth down from their own 26-yard line, Dickinson marched 35 yards in seven plays. RB Ryne Cantwell (71 yds rushing) capped the short drive with a 15-yard scamper up the middle, setting up the drama of Hobart's late drive.

The first half momentum leaned slightly to the visitors as QB Matt Torchia threw three touchdowns to send Dickinson into halftime with a 21-17 lead. He completed 21 of 31 for 227 yards, but was intercepted once by CB Corey Cage.

WR Chris McInerney caught a game-high seven passes for 91 yards and two TDs.

LB Eric Dube led the Red Devils with nine tackles, while DT Zac Reding recorded seven stops, including 2.5 sacks.



KEVIN COULTON

Team Stats

	DIC	HOB
FIRST DOWNS	23	18
RUSHES-YARDS	37-143	29-64
PASSING YDS	227	246
Passes Att-Comp-Int	32-21-1	35-21-0
TOTAL OFFENSE	69-370	64-310
Fumble Ret-Yards	0-0	0-0
Punt Ret-Yards	2-27	2-10
Kickoff Ret-Yards	6-116	5-106
Interception Ret-Yards	0-0	1-3
Punts	2-38.5	3-38.0
Fumbles-Lost	3-2	0-0
Penalties-Yards	6-49	9-61
Possession Time	30:56	29:04
3rd-Down Conversions	5 of 11	7 of 14
4th-Down Conversions	1 of 3	1 of 3
Red-Zone Scores-Chances	2-4	5-5
Sacks By: Number-Yards	5-33	1-7


Game 2

**#18 Hobart
William Paterson
September 16, 2006**

**31
27**

Wightman Stadium
Wayne, N.J.

Attendance — 2,200



KEVIN COULTON

Hobart used 24 unanswered points to erase a 21-7 halftime deficit en route to a 31-27 victory at William Paterson. RB Doug Blakowski led the Statesmen with 120 yards rushing and two touchdowns. QB Shawn Mizro threw for 208 yards and two more TDs, completing passes to nine different receivers.

Hobart racked up 403 yards of offense, while holding William Paterson to 264, including a paltry 30 yards in the third quarter.

WR Kent Thorpe put the Statesmen on the board first, hauling in a 24-yard TD pass from QB Shawn Mizro at the 11:47 mark of the first quarter.

WPU responded with back-to-back touchdowns to build a 14-7 lead. WR Patrick Cobourn scored the equalizer on a 49-yard hook up with QB Sean Ryan. Kareen Moon set up a 2-yard dive by RB Calvin Johnson with a 52-yard punt return down to the Hobart 2.

William Paterson made it 21-7 early in the second quarter. The Pioneers took advantage of a Statesmen fumble—one of 10 fumbles in the game—marching 40 yards in seven plays. Johnson again did the honors, lunging across the line from 1-yard out.

In the second half, Hobart took the opening possession 55 yards in three plays, capped by Blakowski's 25-yard scoring run. The Statesmen missed the extra point, trimming WPU's lead to 21-13.

Neither team moved the scoreboard over the next 18 minutes. PK Denis Avdic broke through for Hobart with a 23-yard field goal midway through the final frame.

The defense forced the Pioneers to go three and out and put the game back in the offense's hands.

Blakowski got the Statesmen down to the WPU 17 on a fourth and 2 play that went for 18 yards. However, two plays later, William Paterson appeared to dash Hobart's comeback hopes, intercepting Mizro. The play was wiped out by a roughing the passer penalty, moving the Statesmen 3 yards from the end zone. On the very next play, Mizro rolled right, through back to the left side of the end zone where Kyle Martin made a sliding catch to put the visitors in front 22-21. The two-point conversion put Hobart in front by a field goal.

CB Corey Cage's interception set up another Blakowski TD exactly 60 seconds later to ice the victory and make the Pioneers' last second score irrelevant.

LB Nolan Robinson led the Hobart defense with 10 tackles.

Team Stats

	HOB	WPU
FIRST DOWNS	22	16
RUSHES-YARDS	40-142	34-116
PASSING YDS	261	148
Passes Att-Comp-Int	31-16-0	22-12-1
TOTAL OFFENSE	71-403	56-264
Fumble Ret-Yards	0-0	3-55
Punt Ret-Yards	2-7	3-53
Kickoff Ret-Yards	4-130	5-89
Interception Ret-Yards	1-18	0-0
Punts	4-46.2	7-40.0
Fumbles-Lost	5-4	5-2
Penalties-Yards	6-53	4-21
Possession Time	33:29	26:17
3rd-Down Conversions	4 of 13	3 of 11
4th-Down Conversions	1 of 3	0 of 1
Red-Zone Scores-Chances	3-3	3-3
Sacks By: Number-Yards	3-17	2-9

Hobart (2-0)	7	0	6	18	—	31
William Paterson (0-3)	14	7	0	6	—	27

FIRST QUARTER: HC-Kent Thorpe 24 pass from Shawn Mizro (Denis Avdic kick), 11:47 (6-39 3:03); WP-Patrick Cobourn 49 pass from Sean Ryan (Ricky Krautman kick), 10:03 (5-65 1:44); WP-Calvin Johnson 2 run (Krautman kick), :00 (2-2 :41).

SECOND QUARTER: WP-Johnson 1 run (Krautman kick), 9:22 (7-40 2:14).

THIRD QUARTER: HC-Doug Blakowski 25 run (kick failed), 13:00 (3-55 2:08).

FOURTH QUARTER: HC-Avdic 23 field goal, 8:50 (9-62 2:33); HC-Kyle Martin 3 pass from Mizro (Chris Whipple pass from Mizro), 1:54 (10-72 4:18); HC-Blakowski 2 run (Avdic kick), :54 (1-2 :21); WP-Kareen Moon 5 pass from John Woodson, :00 (5-73 0:54).

RUSHING (ATT-YDS): Hobart-Blakowski 24-120; Don Gilardi 8-34; Whipple 1-21; Anthony Hobaica 2-minus 13; Mizro 5-minus 20. William Paterson-Johnson 27-109; Dan Lamego 1-19; Mike Vicci 2-4; Sean Ryan 4-minus 16.

PASSING (COMP-ATT-YDS-INT): Hobart-Mizro 15-30-0-208; Nick Dyson 1-1-0-53. William Paterson-Ryan 8-15-0-102; Lamego 2-5-1-23; Woodson 2-2-0-23.

RECEIVING (REC-YDS): Hobart-Dyson 3-39; Ryan LiDrazzah 2-63; Blakowski 2-53; James Wright 2-33; Thorpe 2-32; Steve Sorhaindo 2-29; Dan Spinella 1-9; Martin 1-3; Don Gilardi 1-0. William Paterson-Moon 3-24; Mike Vicci 3-17; Cobourn 2-66; David Packard 2-19; Bruce Katkowski 1-18; Justin Leslie 1-4.

Dickinson (1-1)	7	14	7	0	—	28
Hobart (1-0)	3	14	7	7	—	31

FIRST QUARTER: DC-Ryan Stearrett 22 pass from Matt Torchia (Matt Stark kick), 10:47 (12-75, 4:13); HC-Denis Avdic 39 field goal, 4:42 (12-46 5:57).

SECOND QUARTER: HC-Doug Blakowski 2 run (Avdic kick), 14:34 (9-72 3:25); DC-Chris McInerney 29 pass from Torchia (Stark kick), 11:13 (6-66 3:12); HC-Anthony Hobaica 2 run (Avdic kick), 7:56 (7-53 3:04); DC-McInerney 7 pass from Torchia (Stark kick), :43 (7-36 2:42).

THIRD QUARTER: HC-Steve Sorhaindo 9 pass from Shawn Mizro (Avdic kick), 10:52 (7-41 3:55); DC-Ryne Cantwell 15 run (Stark kick), 1:15 (7-35 3:04).

FOURTH QUARTER: HC-Ryan LiDrazzah 12 pass from Mizro (Avdic kick), 1:06 (9-80 1:39).

RUSHING (ATT-YDS): Dickinson-Cantwell 15-71; Michael D'Amico 9-39; Torchia 10-24; McInerney 1-7; Ian Mitchell 2-2. Hobart-Blakowski 19-61; Hobaica 2-14; Don Gilardi 1-3; LiDrazzah 1-1; Mizro 6-minus 15.

PASSING (COMP-ATT-INT-YDS): Dickinson-Torchia 21-31-1-227; Team 0-1-0-0. Hobart-Mizro 20-34-0-237; Dominick Ancona 1-1-0-9.

RECEIVING (REC-YDS): Dickinson-McInerney 7-91; Stearrett 5-50; Scott Dominick 4-53; Clay Merris 3-28; Mitchell 1-3; D'Amico 1-2. Hobart-James Wright 6-80; Blakowski 5-60; LiDrazzah 4-51; Sorhaindo 3-15; Kyle Martin 1-18; Kent Thorpe 1-13; Evan Hoffman 1-9.



Game 3

#19 Hobart 24
#24 Rensselaer 17
September 23, 2006

Class of '86 Field
 Troy, N.Y.

Attendance — 1,872

Hobart built a 24-3 lead over Rensselaer and held off a late charge for a 24-17 victory. All three of Hobart's rushing touchdowns were set up by RPI fumbles.

The Engineers outgained the Statesmen, picking up 322 yards of offense to Hobart's 262, but Rensselaer finished the day minus three in turnover margin, losing all four of its fumbles.

The Statesmen got on the board first when RB Doug Blakowski scored from 27 yards out. PK Dennis Avdic made the point after try to give Hobart a 7-0 first quarter lead. The four-play, 45-yard drive was set up by LB Evan Hoffman, who forced a fumble by TE Jon Branche. CB Corey Cage made the recovery.

The Engineers got their first score courtesy of a turnover as well, when QB Shawn Mizro was intercepted for the first time of the season. RPI moved close enough for Drew Taranto to hit a 37-yard field goal with 9:01 remaining in the second quarter. Mizro finished the day 11 of 18 for 115 yards.

Hobart got the three points back later in the frame when Avdic hit from 20 yards out to make it a 10-3 game, closing out the first half scoring.

The Engineers had more trouble hanging on to the football in the third quarter. RPI had four drives in the period, three ended by fumbles.

The Statesmen converted on the second, a fumble on a punt return, when Blakowski dove in from a yard away. Blakowski finished with 88 yards rushing and two touchdowns. The PAT gave Hobart a 17-3 lead.

RB Don Gilardi scored what proved to be the winning touchdown early in the fourth quarter on another Hobart possession that began with an RPI fumble. Gilardi scored from 4 yards out and gained 53 yards on nine carries for the game.

The Engineers made a game of it late in the final quarter, scoring a rushing TD with 6:29 remaining and striking through the air with 2:20 left. However, RPI didn't attempt an inside kick and the Statesmen were able to run out the clock, although not without some drama.

On fourth and one from the RPI 46 with just over a minute remaining, Hobart kept P Dominick Ancona on the sideline and handed off to Blakowski instead. The senior's 2-yard gain meant the Statesmen just needed to take a knee twice to earn its fifth consecutive win over the Engineers.

LB Nolan Robinson recorded a team-high 11 tackles. Hoffman added nine stops, while DE Jim Drury posted six tackles, including 1.5 sacks, and recovered two fumbles.



KEVIN COULTON

Team Stats

	HOB	RPI
FIRST DOWNS	14	15
RUSHES-YARDS	43-147	30-94
PASSING YDS	115	232
Passes Att-Comp-Int	18-11-1	34-20-0
TOTAL OFFENSE	61-262	64-326
Fumble Ret-Yards	1-7	0-0
Punt Ret-Yards	2-18	4-23
Kickoff Ret-Yards	3-83	5-77
Interception Ret-Yards	0-0	1-16
Punts	6-38.5	4-34.8
Fumbles-Lost	0-0	4-4
Penalties-Yards	5-25	2-18
Possession Time	33:19	26:41
3rd-Down Conversions	5 of 13	7 of 15
4th-Down Conversions	1 of 1	3 of 3
Red-Zone Scores-Chances	3-3	2-2
Sacks By: Number-Yards	2-10	2-10

Game 4

WPI 14
#18 Hobart 19
September 30, 2006

Boswell Field
 Geneva, N.Y.

Attendance — 1,274

The Statesmen improved to 4-0 with a 19-14 come-from-behind Liberty League win over WPI on Boswell Field. Hobart relied heavily on its defense, which posted two red zone stands and two interceptions in the victory.

The Statesmen were outgained 338-320, but came up with key plays when it mattered most.

The Engineers took their only lead of the game with 5:45 remaining on a 2-yard plunge by RB Garrett Vandette. The four-play, 14-yard drive was set up by DB Adam Haines' 52-yard interception return. Vandette finished with a team-high 53 yards rushing.

Seemingly unfazed by his third interception of the game, QB Shawn Mizro led the Statesmen on a 7-play, 67-yard drive that ended with RB Doug Blakowski scoring from 1 yard out with 3:14 remaining. Blakowski finished with 119 yards rushing and three touchdowns. He also caught two passes for 49 yards.

Mizro was 12 of 24 for 138 yards. It was the seventh time in his Hobart career that he has engineered a game-winning drive in the fourth quarter or overtime.

The Statesmen looked to their defense to seal the victory. WPI managed to move to the Hobart 23, but faced fourth and about a foot. The Engineers dug into their back of tricks and had RB Alix Orton throw a halfback option pass. FS Mike Kaplun stayed with his assignment and intercepted the offering in the end zone. Kaplun had seven tackles, two pass break ups, and the interception.

The Statesmen got off to a good start, scoring on their first drive. The 13-play, 62-yard march ate 7:20 off the clock and ended on an 11-yard run over the left side by Blakowski. The key play on the drive was a 15-yard roughing the punter penalty that kept a sputtering drive alive.

Hobart added a second TD early in the second quarter when Blakowski broke free on a 42-yard run. The PAT was wide left, leaving Hobart a 13-0 lead.

The Statesmen defense came up with its first goal line stand late in the second quarter. The Engineers moved to the Hobart 4, but CB James Alexander batted down a pass into the end zone on third down and DT Ryan Aruck stopped the WPI rush for no gain on fourth down. Aruck posted a team-high nine tackles.

The Engineers cracked the scoring column with 8:43 remaining in the third quarter. FB George Chyoghly capped an 80-yard drive with a 5-yard scamper.

Hobart started the fourth quarter with another impressive defensive stand. Facing fourth and one, WPI handed off to Chyoghly who ran into Aruck at the line of scrimmage for no gain. The Engineers' next drive was wiped out by a one-handed interception by LB Jeff Sanders in advance of the dramatic finish.



KEVIN COULTON

Team Stats

	WPI	HOB
FIRST DOWNS	17	19
RUSHES-YARDS	38-145	38-161
PASSING YDS	193	159
Passes Att-Comp-Int	31-15-2	27-15-3
TOTAL OFFENSE	69-338	65-320
Fumble Ret-Yards	0-0	0-0
Punt Ret-Yards	0-0	4-43
Kickoff Ret-Yards	4-56	3-60
Interception Ret-Yards	3-73	2-10
Punts	4-35.8	4-40.5
Fumbles-Lost	0-0	1-0
Penalties-Yards	8-71	9-68
Possession Time	26:23	33:37
3rd-Down Conversions	3 of 14	6 of 12
4th-Down Conversions	2 of 6	1 of 1
Red-Zone Scores-Chances	2-4	2-2
Sacks By: Number-Yards	2-15	1-7

Hobart (3-0, 1-0)	7	3	7	7	—	24
Rensselaer (2-1, 0-1)	0	3	0	14	—	17

FIRST QUARTER: HC-Doug Blakowski 27 run (Denis Avdic kick), 6:23 (4-45 2:12).
SECOND QUARTER: RPI-Drew Taranto 37 field goal, 9:01 (8-16 3:40); HC-Avdic 20 field goal, 1:00 (16-77 8:01).
THIRD QUARTER: HC-Blakowski 1 run (Avdic kick), 7:13 (5-16 2:23).
FOURTH QUARTER: HC-Don Gilardi 4 run (Avdic kick), 12:33 (8-58 4:06); RPI-Jay Bernardo 1 run (Taranto kick), 6:29 (13-73 6:04); RPI-Jon Branche 11 pass from Jimmy Robertson (Taranto kick), 2:20 (14-82 2:16).

RUSHING (ATT-YDS): Hobart-Blakowski 24-88; Gilardi 9-53; Anthony Hobaica 3-6; Dan Spinella 1-2; Shawn Mizro 4-minus 1; Team 2-minus 1. Rensselaer-Bernardo 23-81; Robertson 7-13.
PASSING (COMP-ATT-YDS-INT): Hobart-Mizro 11-18-1-115. Rensselaer-Robertson 20-34-0-232.
RECEIVING (REC-YDS): Hobart-Steve Sorhaindo 3-40; Ryan McWalter 2-17; Blakowski 2-11; Kent Thorpe 1-18; Kyle Martin 1-13; Ryan LiDrazzah 1-12; Hobaica 1-4. Rensselaer-Brendan McGowan 6-90; Eren Savasi 5-51; Chris Graef 5-35; Branche 4-56.

WPI (2-2, 0-2)	0	0	7	7	—	14
Hobart (4-0, 2-0)	7	6	0	6	—	19

FIRST QUARTER: HC-Doug Blakowski 11 run (Denis Avdic kick), 6:02 (12-62 7:20).
SECOND QUARTER: HC-Blakowski 42 run (kick failed), 10:49 (8-85 3:45).
THIRD QUARTER: WPI-George Chyoghly 5 run (Gregory Lyons kick), 8:43 (9-80 3:48).
FOURTH QUARTER: WPI-Garrett Vandette 2 run (Lyons kick), 5:45 (4-14 1:52); HC-Blakowski 1 run (pass failed), 3:14 (7-67 2:25).

RUSHING (ATT-YDS): WPI-Vandette 13-53; Rob Pantalone 13-53; Chyoghly 11-28; Mike Butler 1-11. Hobart-Blakowski 24-119; Don Gilardi 4-14; Shawn Mizro 4-13; Andrew Strom 2-10; Ryan LiDrazzah 2-6; Team 2-minus 1.
PASSING (COMP-ATT-YDS-INT): WPI-Pantalone 15-30-1-193; Alix Orton 0-1-1-0. Hobart-Mizro 12-24-3-138; Strom 3-3-0-21.
RECEIVING (REC-YDS): WPI-Butler 6-75; Matt Burger 4-58; Chyoghly 2-15; Vandette 1-24; Orry Cummings 1-14; Cody McGregor 1-7. Hobart-Nick Dyson 3-26; Blakowski 2-49; James Wright 2-22; Kent Thorpe 2-16; LiDrazzah 2-14; Dan Spinella 2-8; Steve Sorhaindo 1-19; Bryan Lee 1-5.



2006 Game Summaries



Game 5

#20 Hobart 30
Merchant Marine 19
October 14, 2006

Brooks Stadium
 Kings Point, N.Y.
Attendance — 5,000



KENN COULTON

Hobart scored the first 20 points of the game and cruised to a 30-19 Liberty League victory over the U.S. Merchant Marine Academy. RB Doug Blakowski rushed for a career-high 214 yards and a touchdown, while the Statesmen defense recorded more sacks (10) than they had in the first four games of the season combined (7).

The Hobart D limited the Mariners to just 48 yards rushing, including minus-12 in the third quarter. DE Andy Purdie led the dominating unit with eight tackles, including a career-high 3.5 sacks. LB Evan Hoffman added seven solo stops, including three sacks.

The Hobart offense, which recorded 450 yards on the day, used the game's opening drive to make a statement. The Statesmen drove 69 yards in 14 plays, scoring on a 2-yard keeper by QB Shawn Mizro and taking 5:54 off the clock.

After a three-and-out by the Mariners (3-4, 1-3), Hobart took its next possession 65 yards in six plays capped by a 10-yard touchdown run by Blakowski. The extra point was blocked leaving the Statesmen a 13-0 lead with 3:48 remaining in the first quarter.

Merchant Marine turned the ball over on downs near midfield, launching Hobart on a 7-play, 55-yard drive that ended on a 32-yard touchdown pass from Mizro to WR Ryan LiDrazzah. The extra point put the Statesmen on top 20-0.

Hobart's defense forced the Mariners to punt twice more, before the home team finally found pay dirt, 46 seconds before halftime. QB Chuck Kleinschnitz hit Grant Wright on a 14-yard pass to put seven on the board heading into the break.

The Statesmen came out of the locker room and scored the first 10 points of the second half. PK Denis Avdic booted a 27-yard field goal for the only points of the third quarter. LiDrazzah hauled in another Mizro pass with 5:55 left in the game to put Hobart up 30-7. The scoring drive covered 73 yards in 11 plays and ran 5:35 off the game clock. The Statesmen entered the game as the Liberty League leader in time of possession and added to that number, holding on to the ball for 36:31, including 10:23 in the fourth quarter.

Mizro completed 11 of 19 passes for 124 yards. LiDrazzah caught three passes for a team-high 55 yards, while WR Nick Dyson also caught three passes for 18 yards.

Kleinschnitz threw two touchdowns in the final 4:29, the last as time expired, to make the final score more respectable. He was 23 of 34 for 249 yards with three touchdowns. Justin Eusepi paced the Merchant Marine defense with 12 tackles.

Team Stats		
	MMA	HOB
FIRST DOWNS	25	20
RUSHES-YARDS	53-326	29-48
PASSING YDS	124	249
Passes Att-Comp-Int	20-11-0	34-23-0
TOTAL OFFENSE	73-450	63-297
Fumble Ret-Yards	0-0	0-0
Punt Ret-Yards	3-2	1-21
Kickoff Ret-Yards	2-41	4-70
Interception Ret-Yards	0-0	0-0
Punts	3-31.3	6-34.7
Fumbles-Lost	2-1	1-0
Penalties-Yards	2-21	2-21
Possession Time	36:31	23:29
3rd-Down Conversions	6 of 14	1 of 9
4th-Down Conversions	3 of 4	0 of 2
Red-Zone Scores-Chances	4-5	2-3
Sacks By: Number-Yards	10-61	5-15

Game 6

#18 Hobart 27
St. Lawrence 7
October 21, 2006

Leckonby Stadium
 Canton, N.Y.
Attendance — 614



KEN DEROLT

The Statesmen defeated league rival St. Lawrence for the 15th consecutive time, handing the host Saints a 27-7 loss. Hobart held a 2-to-1 advantage in time of possession, while the Saints managed to cross midfield just once all day.

RB Doug Blakowski rushed for 128 yards and two touchdowns for the Statesmen. Through the air, QB Shawn Mizro completed 19 of 27 passes for 189 yards and a touchdown. WR Ryan LiDrazzah caught a game-high seven passes for 49 yards. Hobart rolled up 354 yards of total offense, while holding St. Lawrence to just 167, including a scant 45 yards on the ground.

In the first half, the Statesmen dominated time of possession, hanging on to the football for nearly 21 minutes. Hobart had the best scoring chance of the first quarter, but a 14-play, 59-yard drive ended on a fumble at the Saints 21.

The Statesmen broke through early in the second quarter. Blakowski dove in from 2 yards out for a 6-0 lead. The extra point missed wide right. Mizro completed five of six passes on the drive, including a 22-yard pickup to FB Chris Whipple.

On Hobart's next possession, the ground game made short work of the Saints' defense. Blakowski took the first carry 14 yards for a first down at the Hobart 45. On the next handoff, RB Don Gilardi matched his career-long with a 55-yard touchdown run up the middle. The extra point gave the Statesmen a 13-0 lead with 10:19 remaining in the half.

Meanwhile, the Hobart defense had an answer for everything St. Lawrence tried. The Saints managed just two first downs and never got across midfield in the opening 30 minutes. The Statesmen posted 259 yards of offense, while limiting their hosts to just 55.

Hobart added to its lead midway through the third quarter. WR James Wright made an over-the-shoulder catch for an 18-yard TD that, with the extra point, put the Statesmen up 20-0.

St. Lawrence made its only journey into Hobart territory count. Two big receptions by WR Jeremy Cronin set up a 2 yard dive by RB Connor Hackett. Cronin made catches of 29 and 38 yards to set up the score. Both passes came from QB Matt Bezio. He finished the day just 5 of 27 for 122 yards and three interceptions.

All three INTs came in the second half thanks to CB James Alexander, LB Jeff Sanders, and CB Mike Kaplun. Kaplun's pick set up the day's final scoring drive that ended on a 7-yard TD run by Blakowski.

Defensively, DE Andy Purdie led the Statesmen with six tackles, including two sacks. LB Jordan Burger recorded a game-high 16 stops for the Saints.

Team Stats		
	HOB	SLU
FIRST DOWNS	20	7
RUSHES-YARDS	48-165	22-45
PASSING YDS	189	122
Passes Att-Comp-Int	29-19-0	27-5-3
TOTAL OFFENSE	77-354	49-167
Fumble Ret-Yards	0-0	0-0
Punt Ret-Yards	6-64	0-0
Kickoff Ret-Yards	1-12	5-54
Interception Ret-Yards	3-33	0-0
Punts	5-41.0	9-39.9
Fumbles-Lost	1-1	3-1
Penalties-Yards	9-85	8-52
Possession Time	39:54	20:06
3rd-Down Conversions	7 of 16	3 of 13
4th-Down Conversions	1 of 3	0 of 0
Red-Zone Scores-Chances	3-5	1-1
Sacks By: Number-Yards	3-19	5-28

Hobart (5-0, 3-0)	13	7	3	7	—	30
Merchant Marine (3-4, 1-3)	0	7	0	12	—	19

FIRST QUARTER: HC-Shawn Mizro 2 run (Denis Avdic kick), 9:06 (14-69 5:54); HC-Doug Blakowski 10 run (kick blocked), 3:48 (6-65 2:41).
SECOND QUARTER: HC-Ryan LiDrazzah 32 pass from Mizro (Avdic kick), 13:55 (6-55 2:17); MMA-Grant Wright 14 pass from Chuck Kleinschnitz (Geoff Troy kick), :46 (9-77 1:09).
THIRD QUARTER: HC-Avdic 27 field goal, 7:39 (10-91 4:20).
FOURTH QUARTER: HC-LiDrazzah 18 pass from Mizro (Avdic kick), 5:55 (11-73 5:35); MMA-Jon Spiropoulos 21 pass from Kleinschnitz (pass failed), 4:29 (6-68 1:14); MMA-Wright 8 pass from Kleinschnitz, :00 (8-71 4:5).

RUSHING (ATT-YDS): Hobart-Blakowski 28-214; Andrew Strom 3-36; Anthony Hobaica 7-27; Don Gilardi 3-18; LiDrazzah 2-17; Dan Spinella 3-15; Chris Whipple 1-0; Mizro 6-minus 1. Merchant Marine-Cameron Amigo 6-26; Khalil Khan 3-24; John Watson 5-16; Kleinschnitz 15-minus 18.
PASSING (COMP-ATT-YDS-INT): Hobart-Mizro 11-19-0-124; Strom 0-1-0-0. Merchant Marine-Kleinschnitz 23-34-0-249.
RECEIVING (REC-YDS): Hobart-LiDrazzah 3-55; Dyson 3-18; James Wright 2-16; Blakowski 2-11; Steve Sorhaindo 1-24. Merchant Marine-Wright 7-59; Khan 4-51; Spiropoulos 4-44; Preston Morgan 3-50; Adam Franco 3-31; Chris Rye 1-7; Garret Washington 1-7.

Hobart (6-0, 4-0)	0	13	7	7	—	27
St. Lawrence (3-3, 1-2)	0	0	7	0	—	7

SECOND QUARTER: HC-Doug Blakowski 2 run (kick failed), 12:57 (8-50 3:03); HC-Don Gilardi 55 run (Avdic kick), 10:19 (2-69 1:03).
THIRD QUARTER: HC-James Wright 18 pass from Shawn Mizro (Avdic kick), 8:06 (3-21 1:10); SLU-Connor Hackett 2 run (Matt Popov kick), 1:16 (6-74 2:15).
FOURTH QUARTER: HC-Blakowski 7 run (Avdic kick), 1:22 (9-50 4:31).

RUSHING (ATT-YDS): Hobart-Blakowski 33-128; Gilardi 3-58; Anthony Hobaica 2-2; Dan Spinella 1-minus 2; Team 2-minus 4; Mizro 7-minus 17. St. Lawrence-Hackett 15-45; Andrew Ross 2-12; Matt Bezio 5-minus 12.
PASSING (COMP-ATT-YDS-INT): Hobart-Mizro 19-27-0-189; Blakowski 0-1-0-0; Kent Thorpe 0-1-0-0. St. Lawrence-Bezio 5-27-3-122.
RECEIVING (REC-YDS): Hobart-Ryan LiDrazzah 7-49; Wright 5-48; Blakowski 4-46; Chris Whipple 1-22; Kyle Martin 1-16; Nick Dyson 1-8. St. Lawrence-Jeremy Cronin 2-67; Mike O'Donnell 1-26; Troy Lassial 1-22; Brett Young 1-7.



Game 7

#17 Hobart **21**
Alfred **14**
October 28, 2006

Merrill Field
 Alfred, N.Y.

Attendance—990

Hobart remained unbeaten, posting a 21-14 victory at Alfred. The two teams played a fairly even contest with Alfred outgaining Hobart 363-304.

The difference proved to be turnovers. The Statesmen defense recorded three takeaways, while the Saxons had just two.

Entering the contest, Alfred had allowed only four passing touchdowns all season, but QB Shawn Mizro tossed three, including two to WR James Wright. Mizro was 9-of-24 for 137 yards with two interceptions. Wright had a game-high five receptions for 87 yards and completed a pass of his own for 35 yards. On the ground, RB Doug Blakowski rushed for 98 yards and caught two passes for 30 yards and a touchdown.

With the game tied 14-all in the fourth quarter, Hobart went on an eight-play, 76-yard drive to take the lead 21-14. Wright kicked off the drive with his 35-yard completion and capped it by catching his second TD, a 12-yard strike. It was the fourth time of the season and eighth time in his career that Mizro led the Statesmen on a game-winning drive in the fourth quarter or overtime.

The Statesmen forced the Saxons to punt on their next two possessions and then forced four straight incompletions from the Hobart 41 in the final two minutes, allowing the offense to run out the clock.

Mizro's 31-yard TD pass to Blakowski midway through the first quarter gave the Statesmen a 6-0 lead. The extra point was blocked.

Alfred pulled even early in the second quarter on a 58-yard touchdown reception by TE Matt Gibbins from QB Paul Keeley. The extra point sent the Saxons into the break with a one-point lead.

DB Brian Nitsche came within a yard of returning an interception for a touchdown, but tackle Mike DePersis forced a fumble at the Hobart one that the Statesmen recovered in the end zone for a touchback.

On their first possession of the second half, Hobart went out in front 14-7. Wright caught a 19-yard TD pass and Mizro hit TE Kyle Martin for a two-point conversion.

Kelley and Gibbins teamed up for another passing touchdown, this time from 8 yards out to tie the game just three minutes later. Keeley was 18 of 43 for 254 yards and two touchdowns along with an interception.

DT Ryan Aruck led Hobart with nine tackles, while FS Mike Kaplun added eight stops and an interception. DT Don Miller paced Alfred with a game-high 11 tackles.



ADAM CROCIOLA

Game 8

#20 Union **31**
#14 Hobart **14**
November 4, 2006

Boswell Field
 Geneva, N.Y.

Attendance—1,019

QB Shawn Mizro broke the Hobart career passing record, but visiting Union spoiled the day, handing the Statesmen their first loss of the season, 31-14. Mizro threw for 243 yards to raise his career total 5,798, surpassing Craig Swanson's three-year-old standard of 5,678.

Mizro completed 22 of 34 passes, including a pair of touchdowns, but was picked off three times. WR James Wright caught five passes for 49 yards and both TDs, while RB Doug Blakowski also made five catches for 42 yards.

Union RB Tom Arcidiacono (117) and RB Zach Tillo (102) both ran for over 100 yards. QB Anthony Marotti threw for 173 yards and two touchdowns and ran for 27 more and another TD.

The loss was Hobart's first on Boswell Field since Nov. 8, 2003, snapping a 14-game home winning streak.

Union opened the scoring on its first possession, thanks to a 12-yard Marotti pass to WR Steve Angiletta. After going three and out on its first possession, Hobart nearly gave up another TD on the Dutchmen's next possession. CB Chris Szymanski posted his first career interception on a pass into the end zone and returned it to the Hobart 20.

Later in the frame, the Statesmen saw a promising drive die at the Union 2 when DB Mike Daley intercepted Mizro. The Dutchmen then drove 98 yards to take a 14-0 lead on a 6-yard run by Marotti early in the second quarter.


Hobart avoided going into the locker room without scoring, driving 72 yards in 14 plays. Mizro hit Wright on a 1-yard pass with 10 seconds remaining to cut the deficit in half.

After the break, Union's defense forced the Statesmen to go three and out and the Dutchmen responded with another scoring drive. This time Marotti found WR Ryan Twichell all alone in the corner of the end zone for a 23-yard touchdown.

Hobart missed a 34-yard field goal on its ensuing drive. However, the defense held and forced the Dutchmen to punt, but the return man was hit just after he caught the kick and Union recovered the loose ball on the Hobart 17. Six plays later, PK Ben Rapple booted a 19-yard field goal to make it 24-7.

The Statesmen got within 10 at the 5:52 mark of the fourth quarter, when Mizro found Wright for 2 yards out. Hobart caught a break less than two minutes later when Tillo fumbled at the Hobart 29 and DT Mike Faracca recovered for the Statesmen. The comeback bid died near midfield on an interception by DB R.J. Simoni.

Defensively, Union LB Vito Pellerito led all tacklers with 14 stops. LB Evan Hoffman and LB Jeff Sanders shared team-high honors with 10 tackles each for Hobart.



ADAM CROCIOLA

Team Stats

	HOB	ALF
FIRST DOWNS	14	17
RUSHES-YARDS (NET)	36-132	28-109
PASSING YDS (NET)	172	254
Passes Att-Comp-Int	27-10-2	43-18-1
TOTAL OFFENSE	63-304	71-363
Fumble Ret-Yards	0-0	0-0
Punt Ret-Yards	1-1	3-39
Kickoff Ret-Yards	1-35	3-59
Interception Ret-Yards	1-23	2-55
Punts (Number-Avg)	8-46.5	7-30.1
Fumbles-Lost	0-0	3-2
Penalties-Yards	6-30	3-16
Possession Time	33:14	26:46
3rd-Down Conversions	6 of 17	6 of 18
4th-Down Conversions	1 of 2	0 of 2
Red-Zone Scores-Chances	2-3	1-1
Sacks By: Number-Yards	1-9	0-0

Team Stats

	UNI	HOB
FIRST DOWNS	21	21
RUSHES-YARDS (NET)	41-245	32-55
PASSING YDS (NET)	173	243
Passes Att-Comp-Int	22-13-1	34-22-3
TOTAL OFFENSE	63-418	66-298
Fumble Ret-Yards	0-0	0-0
Punt Ret-Yards	0-0	3-10
Kickoff Ret-Yards	2-23	6-103
Interception Ret-Yards	3-15	1-20
Punts (Number-Avg)	3-34.7	2-46.5
Fumbles-Lost	1-1	1-1
Penalties-Yards	5-67	4-44
Possession Time	30:42	29:18
3rd-Down Conversions	6 of 11	6 of 13
4th-Down Conversions	1 of 1	1 of 3
Red-Zone Scores-Chances	4-5	2-5
Sacks By: Number-Yards	3-34	0-0

Hobart (7-0)	6	0	8	7	—	21
Alfred (6-2)	0	7	7	0	—	14

FIRST QUARTER: HC-Doug Blakowski 31 pass from Shawn Mizro (kick blocked), 8:07 (5-50 1:54).
SECOND QUARTER: AU-Matt Gibbins 58 pass from Paul Keeley (Chris Reynolds kick), 10:20 (5-80 2:13).
THIRD QUARTER: HC-James Wright 19 pass from Mizro (Kyle Martin pass from Mizro), 13:14 (4-64 1:32); AU-Gibbins 8 pass from Keeley (Reynolds kick), 10:22 (10-62 2:45).
FOURTH QUARTER: HC-Wright 12 pass from Mizro (Olson kick), 11:15 (8-76 2:47).

RUSHING (ATT-YDS): Hobart-Blakowski 24-98; Mizro 3-13; Andrew Strom 1-9; Don Gilardi 4-7; Anthony Hobaica 1-3; Chris Whipple 1-2; Team 2-0. Alfred-Elmer Newsome 8-71; Vinson Hendrix 9-20; Dan Wiacek 2-15; Trevor Bork 1-7; Morgan O'Brien 4-4; Don Miller 1-1; Keeley 3-minus 9.
PASSING (COMP-ATT-YDS-INT): Hobart-Mizro 9-24-2-137; Strom 0-2-0-0; James Wright 1-1-0-35. Alfred-Keeley 18-43-1-254.
RECEIVING (REC-YDS): Hobart-Wright 5-87; Blakowski 2-30; Ryan McWalter 1-35; Nick Dyson 1-12; Ryan LiDrazah 1-8. Alfred-Jared Manzer 4-51; Gibbins 3-72; Craig Chase 3-54; O'Brien 2-18; Saucobie Riley 2-18; Bork 2-18; Hendrix 1-12; Dan Wiacek 1-11.

Union (7-1, 5-0)	7	7	7	10	—	31
Hobart (7-1, 4-1)	0	7	0	7	—	14

FIRST QUARTER: UC-Steve Angiletta 12 pass from Anthony Marotti (Ben Rapple kick), 10:59 (9-71 4:01).
SECOND QUARTER: UC-Marotti 6 run (Rapple kick), 11:08 (12-98 4:38); HC-James Wright 1 pass from Shawn Mizro (Kevin Olson kick), :10 (14-72 4:20).
THIRD QUARTER: UC-Ryan Twichell 23 pass from Marotti (Rapple kick), 8:26 (9-80 4:04).
FOURTH QUARTER: UC-Rapple 19 field goal, 14:27 (6-16 3:17); HC-Wright 2 pass from Mizro (Olson kick), 6:03 (3-28 0:40); UC-Zach Tillo 3 run (Rapple kick), 2:27 (3-43 1:02).

RUSHING (ATT-YDS): Union-Tom Arcidiacono 16-117; Tillo 19-102; Marotti 5-27; TEAM 1-minus 1. Hobart-Blakowski 22-57; Andrew Strom 1-1; Mizro 9-minus 3.
PASSING (COMP-ATT-YDS-INT): Union-Marotti 13-22-1-173. Hobart-Mizro 22-34-3-243.
RECEIVING (REC-YDS): Union-Angiletta 6-82; Twichell 4-59; Arcidiacono 2-14; Todd Marsh 1-18. Hobart-Blakowski 5-42; Ryan LiDrazah 4-49; Wright 4-29; Nick Dyson 2-36; Kent Thorpe 2-22; Chris Whipple 2-7; Kyle Martin 1-34; Bryan Lee 1-20; Anthony Hobaica 1-4.



2006 Game Summaries



Game 9

Rochester 21
#22 Hobart 31
November 11, 2006

Boswell Field
 Geneva, N.Y.

Attendance — 874

The Hobart defense shut out visiting Rochester in the second half to post a 31-21 Liberty League victory. LB Evan Hoffman led the way with a career-high 14 tackles, including two sacks, and forced a fumble.

LB Tyler Mason also recorded two sacks as the Statesmen brought down Rochester QB Aaron Molisani eight times. LB Nolan Robinson and LB Jeff Sanders also posted double digit stops with 11 and 10, respectively.

The defense's dominance set the offense up with great field position. Hobart's average starting field position in the second half was its own 41. PK Denis Avdic scored the only points of the third quarter, booting a 33-yard field goal to cap the Statesmen's first drive.

Facing fourth and 14 deep in its own end and training by just three early in the fourth quarter, the Rochester coaching staff called for a fake punt. Hobart was all over the trickery, dropping P Griffin Moar for a 9-yard loss.

Hobart needed one play to expand its lead, as QB Shawn Mizro hit TE Matt Duliba on a 10-yard touchdown pass. The reception was the first of Duliba's career, while the TD toss was the 60th of Mizro's record-setting stay on campus.

The Yellowjackets moved into Hobart territory on all three of their remaining possessions, but failed to convert the chances into points.

The first half shaped up like a track meet, with both offenses moving up and down the field with ease. Hobart and Rochester both scored on their first two possessions and three of their first five.

RB Doug Blakowski scored from 19 yards out to put the Statesmen up 7-0. He finished with 118 yards rushing to raise his season total to 1,003, making him the first Hobart back to gain 1,000 yards rushing in consecutive seasons since Keith Brandon '01 (1998-99).

Five minutes later, Molisani answered from 2 yards away to forge the first of three ties. Hobart ended the first quarter with a 14-7 lead thanks to RB Don Gilardi's 18-yard scamper. Not to be outdone, Bielecki tied the game with a 21-yard run early in the second frame.

The Statesmen looked headed to a 21-14 halftime lead when Blakowski dove in from 1 yard out with 47 seconds left, but Molisani's Hail Mary as the clock expired was caught by WR Jay Vanderstynne for a 38-yard touchdown and a tie game. Vanderstynne finished with 10 catches for 119 yards.

The win, coupled with Union's loss at RPI, earned a share of the Liberty League Championship for the Statesmen.



KEVIN COULTON

Team Stats		
	ROC	HOB
FIRST DOWNS	23	17
RUSHES-YARDS	48-121	35-178
PASSING YDS	261	149
Passes Att-Comp-Int	28-20-0	23-12-0
TOTAL OFFENSE	76-382	58-327
Fumble Ret-Yards	0-0	0-0
Punt Ret-Yards	0-0	3-19
Kickoff Ret-Yards	5-79	3-38
Interception Ret-Yards	0-0	0-0
Punts	6-29.7	5-37.2
Fumbles-Lost	3-0	0-0
Penalties-Yards	1-5	2-15
Possession Time	32:43	27:17
3rd-Down Conversions	5 of 16	3 of 11
4th-Down Conversions	3 of 4	1 of 1
Red-Zone Scores-Chances	2-3	5-6
Sacks By: Number-Yards	3-12	8-64

Game 10

#19 Hobart 18
#13 Rowan 20
November 18, 2006

John Page Field
 Glassboro, N.J.

Attendance — 972

A gutsy call gave Hobart a one-point lead over Rowan late in the fourth quarter of the teams' NCAA Division III Playoff first round clash, but the Profs dashed the Statesmen's jubilation with a 32-yard field goal with just nine seconds remaining. The three-pointer gave Rowan a 20-18 victory.

PK Daniel Roberts made the game-winning kick, capping a seven-play, 51-yard drive in the final 1:43.

Trailing 17-10 late in the fourth quarter, LB Jeff Sanders forced a fumble by Rowan RB Davon Edwards at the Profs 9-yard line that was recovered by LB Tyler Mason. Three plays later, QB Shawn Mizro connected with TE Kyle Martin from 4 yards out for the touchdown. The Statesmen went for the two point conversion and Mizro completed a pass to TE Matt Duliba, giving Hobart an 18-17 lead with 1:52 remaining.

Hobart was led by Mizro (19-9-2, 150 yds, TD), while WR James Wright totaled 96 yards on three grabs.

Defensively, LB Evan Hoffman made 10 tackles, including three for a loss, while LB Nolan Robinson, Sanders and Mason each posted eight stops.

The Statesmen gained 132 yards rushing against a Rowan squad that was third in the nation in rushing defense (33.0 yds/g). Overall, Hobart posted 309 yards of offense, nearly double what the Profs' second ranked defense was allowing (166.1).

Edwards was the Profs' leader on offense with 21 carries for 79 yards and three catches for 77 yards. QB Mike Orihel completed 19 of 35 passes for 253 yards and two touchdowns.

Rowan went ahead 17-10 at the 6:09 mark in the fourth quarter after a 33-yard touchdown pass from Orihel to WR Will Barnes. The touchdown was set up by SS Brandon Tolbert's interception that gave Rowan the ball on the Hobart 33.

In the first quarter, the Statesmen scored at 5:09 for a 7-0 lead. Blakowski found the end zone on a 4-yard rush. Mizro connected with Wright on a 49-yard pass play to start the two-play drive.

Roberts made a 38-yard field goal at 12:56 in the second quarter making the score 7-3. Hobart responded with a 27-yard field goal by PK Denis Avdic at 9:19.

The Profs tied the game with 33 seconds remaining in the first half. Orihel completed a 4-yard touchdown pass to Lester to cap a nine-play, 80-yard drive.

Mizro completed his collegiate career with 6,097 yards passing, the first Hobart quarterback to throw for more than 6,000 yards. He set the career record for completions (455), pass attempts (826), passing touchdowns (61), and passing efficiency (134.9).



KEN DEROLT

Team Stats		
	HOB	ROW
FIRST DOWNS	15	19
RUSHES-YARDS	38-132	32-113
PASSING YDS	177	253
Passes Att-Comp-Int	23-12-2	36-19-0
TOTAL OFFENSE	61-309	68-366
Fumble Ret-Yards	0-0	0-0
Punt Ret-Yards	1-6	1-2
Kickoff Ret-Yards	5-108	3-35
Interception Ret-Yards	0-0	2-0
Punts	4-44.0	6-33.0
Fumbles-Lost	2-0	2-1
Penalties-Yards	6-45	7-62
Possession Time	33:05	26:55
3rd-Down Conversions	7 of 17	4 of 14
4th-Down Conversions	1 of 1	0 of 2
Red-Zone Scores-Chances	3-6	2-2
Sacks By: Number-Yards	0-0	1-13

Rochester (7-3, 4-2)	7	14	0	0	—	21
Hobart (8-1, 5-1)	14	7	3	7	—	31

FIRST QUARTER: HC-Doug Blakowski 19 run (Denis Avdic kick), 11:33 (7-67 3:27); UR-Aaron Molisani 2 run (Griffin Moar kick), 5:37 (14-69 5:44); HC-Don Gilardi 18 run (Avdic kick), 2:13 (8-76 3:18).

SECOND QUARTER: UR-Matt Bielecki 21 run (Moar kick), 11:45 (11-73 5:11); HC-Blakowski 1 run (Avdic kick), :47 (5-44 0:56); UR-Jay Vanderstynne 38 pass from Molisani (Moar kick), :00 (5-75 0:37).

THIRD QUARTER: HC-Avdic 33 field goal, 9:03 (11-44 3:59).

FOURTH QUARTER: HC-Matt Duliba 10 pass from Shawn Mizro (Avdic kick), 11:18 (1-10 0:33).

RUSHING (ATT-YDS): Rochester-Bielecki 29-132; Molisani 17-3; Dan Rossi 1-minus 5; Moar 1-minus 9; Hobart-Blakowski 24-118; Mizro 8-28; Gilardi 2-24; Anthony Hobaica 1-8.

PASSING (COMP-ATT-YDS-INT): Rochester-Molisani 20-28-0-261; Hobart-Mizro 12-23-0-149.

RECEIVING (REC-YDS): Rochester-Vanderstynne 10-119; Zach Ingoldsby 5-85; Bielecki 2-24; Pedro Sosa 1-13; Pat McCarthy 1-12; Mike Coolbaugh 1-8. Hobart-Kyle Martin 3-28; James Wright 2-44; Nick Dyson 2-30; Blakowski 2-9; Ryan LiDrazzah 1-24; Duliba 1-10; Kent Thorpe 1-4.

Hobart (8-2)	7	3	0	8	—	18
Rowan (8-2)	0	10	0	10	—	20

FIRST QUARTER: HC-Doug Blakowski 4 run (Denis Avdic kick), 5:09 (2-53 0:36).

SECOND QUARTER: RU-Daniel Roberts 38 field goal, 12:56 (9-34 2:27); HC-Avdic 27 field goal, 9:19 (7-59 3:18); RU-Emory Lester 4 pass from Mike Orihel (Roberts kick), :33 (9-80 2:41).

FOURTH QUARTER: RU-Will Barnes 33 pass from Orihel (Roberts kick), 6:09 (1-33 0:14); HC-Kyle Martin 4 pass from Shawn Mizro (Matt Duliba pass from Mizro), 1:52 (3-9 1:38); RU-Roberts 32 field goal, :09 (7-51 1:34).

RUSHING (ATT-YDS): Hobart-Blakowski 21-51; Anthony Hobaica 3-35; Andrew Strom 5-34; Don Gilardi 3-19; James Wright 2-9; Ryan LiDrazzah 1-1; Mizro 3-minus 17. Rowan-Davon Edwards 21-79; Orihel 3-17; J. Impagliazzo 3-8; Jonathan Downes 4-8; Dustin Katcher 1-1.

PASSING (COMP-ATT-YDS-INT): Hobart-Mizro 9-19-2-150; Strom 3-4-0-27. Rowan-Orihel 19-35-0-253; TEAM 0-1-0-0.

RECEIVING (REC-YDS): Hobart-LiDrazzah 4-34; Wright 3-96; Martin 2-15; Kent Thorpe 1-20; Ryan McWalter 1-15; Blakowski 1-minus 3. Rowan-Jim Migliore 5-62; Lester 4-39; Katcher 4-33; Edwards 3-77; Barnes 2-38; Melvin Sampson 1-4.



Date	Opponent	Score	Overall	Liberty	Time	Attend
Sep 09, 2006	DICKINSON	W 31-28	1-0	0-0	2:45	959
Sep 16, 2006	at William Paterson	W 31-27	2-0	0-0	2:45	2200
* Sep 23, 2006	at #24 Rensselaer	W 24-17	3-0	1-0	2:36	1872
* Sep 30, 2006	WPI	W 19-14	4-0	2-0	2:38	1254
* Oct 14, 2006	at Merchant Marine	W 30-19	5-0	3-0	2:34	5000
* Oct 21, 2006	at St. Lawrence	W 27-7	6-0	4-0	2:37	614
Oct 28, 2006	at Alfred	W 21-14	7-0	4-0	2:50	990
* Nov 04, 2006	#20 UNION	14-31 L	7-1	4-1	2:34	1019
* Nov 11, 2006	ROCHESTER	W 31-21	8-1	5-1	2:48	874
\$ Nov 18, 2006	at #13 Rowan	18-20 L	8-2	5-1	2:41	972

SCORE BY QUARTERS	1st	2nd	3rd	4th	Total
Hobart College	64	60	41	81	246
Opponents	35	69	35	59	198

TEAM STATISTICS	HOB	OPP
SCORING.....	246	198
Points Per Game.....	24.6	19.8
FIRST DOWNS.....	185	178
Rushing.....	85	78
Passing.....	82	88
Penalty.....	18	12
RUSHING YARDAGE.....	1502	1179
Yards gained rushing.....	1793	1464
Yards lost rushing.....	291	285
Rushing Attempts.....	392	339
Average Per Rush.....	3.8	3.5
Average Per Game.....	150.2	117.9
TDs Rushing.....	19	11
PASSING YARDAGE.....	1835	2112
Att-Comp-Int.....	267-149-11	309-166-9
Average Per Pass.....	6.9	6.8
Average Per Catch.....	12.3	12.7
Average Per Game.....	183.5	211.2
TDs Passing.....	14	16
TOTAL OFFENSE.....	3337	3291
Total Plays.....	659	648
Average Per Play.....	5.1	5.1
Average Per Game.....	333.7	329.1
KICK RETURNS: # YARDS.....	33-716	42-658
PUNT RETURNS: # YARDS.....	27-178	14-165
INT RETURNS: # YARDS.....	9-107	11-159
KICK RETURN AVERAGE.....	21.7	15.7
PUNT RETURN AVERAGE.....	6.6	11.8
INT RETURN AVERAGE.....	11.9	14.5
FUMBLES-LOST.....	12-7	25-13
PENALTIES-YARDS.....	58-447	46-382
Average Per Game.....	44.7	38.2
PUNTS-YARDS.....	44-1818	54-1897
Average Per Punt.....	41.3	35.1
Net punt average.....	34.4	31.1
TIME OF POSSESSION/GAME.....	32:53	27:06
3RD-DOWN CONVERSIONS.....	57/140	43/132
3rd-Down Pct.....	41%	33%
4TH-DOWN CONVERSIONS.....	12/22	10/24
4th-Down Pct.....	55%	42%
SACKS BY-YARDS.....	29-194	28-169
MISC YARDS.....	54	0
TOUCHDOWNS SCORED.....	33	27
FIELD GOALS-ATTEMPTS.....	6-12	4-7
ON-SIDE KICKS.....	0-1	0-1
RED-ZONE SCORES.....	32-43 74%	21-28 75%
RED-ZONE TOUCHDOWNS.....	26-43 60%	19-28 68%
PAT-ATTEMPTS.....	24-29 83%	24-24 100%
ATTENDANCE.....	4106	11648
Games/Avg Per Game.....	4/1026	6/1941

RUSHING	GP	Att	Gain	Loss	Net	Avg	TD	Long	Avg/G
Doug Blakowski	10	243	1113	59	1054	4.3	14	50	105.4
Don Gilardi	10	37	230	0	230	6.2	3	55	23.0
Andrew Strom	9	12	93	3	90	7.5	0	38	10.0
Anthony Hobaica	10	21	98	16	82	3.9	1	28	8.2
Ryan LiDrazzah	10	6	29	4	25	4.2	0	19	2.5
Chris Whipple	8	3	23	0	23	7.7	0	21	2.9
Dan Spinella	10	5	17	2	15	3.0	0	11	1.5
James Wright	10	2	9	0	9	4.5	0	5	0.9
Team	5	8	0	6	-6	-0.8	0	0	-1.2
Shawn Mizro	10	55	181	201	-20	-0.4	1	23	-2.0
Total	10	392	1793	291	1502	3.8	19	55	150.2
Opponents	10	339	1464	285	1179	3.5	11	37	117.9

PASSING	G	Effic	Cmp-Att-Int	Pct	Yds	TD	Lng	Avg/G
Shawn Mizro.....	10	121.49	140-252-11	55.6	1690	14	49	169.0
Andrew Strom.....	9	100.32	6-10-0	60.0	48	0	16	5.3
Nick Dyson.....	9	545.20	1-1-0	100.0	53	0	53	5.9
Dominick Ancona.....	10	175.60	1-1-0	100.0	9	0	9	0.9
James Wright.....	10	394.00	1-1-0	100.0	35	0	35	3.5
Kent Thorpe.....	10	0.00	0-1-0	0.0	0	0	0	0.0
Doug Blakowski.....	10	0.00	0-1-0	0.0	0	0	0	0.0
Total	10	122.60	149-267-11	55.8	1835	14	53	183.5
Opponents	10	122.40	166-309-9	53.7	2112	16	58	211.2

RECEIVING	G	No.	Yds	Avg	TD	Long	Avg/G
James Wright.....	10	31	455	14.7	5	49	45.5
Ryan LiDrazzah.....	10	29	359	12.4	3	53	35.9
Doug Blakowski.....	10	27	308	11.4	1	46	30.8
Nick Dyson.....	9	15	169	11.3	0	21	18.8
Kyle Martin.....	9	10	127	12.7	2	34	14.1
Steve Sorhaindo.....	9	10	127	12.7	1	24	14.1
Kent Thorpe.....	10	10	125	12.5	1	24	12.5
Ryan McWalter.....	9	4	67	16.8	0	35	7.4
Chris Whipple.....	8	3	29	9.7	0	22	3.6
Dan Spinella.....	10	3	17	5.7	0	9	1.7
Bryan Lee.....	3	2	25	12.5	0	20	8.3
Anthony Hobaica.....	10	2	8	4.0	0	4	0.8
Matt Duliba.....	9	1	10	10.0	1	10	1.1
Evan Hoffman.....	10	1	9	9.0	0	9	0.9
Don Gilardi.....	10	1	0	0.0	0	0	0.0
Total	10	149	1835	12.3	14	53	183.5
Opponents	10	166	2112	12.7	16	58	211.2

PUNT RETURNS	No.	Yds	Avg	TD	Long
James Wright.....	25	171	6.8	0	18
Ryan LiDrazzah.....	2	7	3.5	0	5
Total	27	178	6.6	0	18
Opponents	14	165	11.8	0	52

INTERCEPTIONS	No.	Yds	Avg	TD	Long
Mike Kaplun.....	3	33	11.0	0	23
Corey Cage.....	2	21	10.5	0	18
Jeff Sanders.....	2	25	12.5	0	15
James Alexander.....	1	8	8.0	0	8
Chris Szymanski.....	1	20	20.0	0	20
Total	9	107	11.9	0	23
Opponents	11	159	14.5	0	54

KICK RETURNS	No.	Yds	Avg	TD	Long
Ryan LiDrazzah.....	16	371	23.2	0	43
Steve Sorhaindo.....	12	294	24.5	0	41
Ryan McWalter.....	2	22	11.0	0	12
Kyle Martin.....	1	7	7.0	0	7
Don Gilardi.....	1	10	10.0	0	10
Doug Blakowski.....	1	12	12.0	0	12
Total	33	716	21.7	0	43
Opponents	42	658	15.7	0	37



2006 Season Statistics

Statesmen Football 2007

KEVIN COLTON



Evan Hoffman (#38) ranked second in the nation in 2006 in forced fumbles (0.6/g).

FUMBLE RETURNS	No.	Yds	Avg	TD	Long
Corey Cage	1	7	7.0	0	7
Total	1	7	7.0	0	7
Opponents	3	55	18.3	0	31

SCORING	TD	FGs	PATs				DXP	Saf	Points
			Kick	Rush	Rcv	Pass			
Doug Blakowski	15	0-0	0-0	0-0	0	0-0	0	0	90
Denis Avdic	0	6-11	21-26	0-0	0	0-0	0	0	39
James Wright	5	0-0	0-0	0-0	0	0-0	0	0	30
Don Gilardi	3	0-0	0-0	0-0	0	0-0	0	0	18
Ryan LiDrazzah	3	0-0	0-0	0-0	0	0-0	0	0	18
Kyle Martin	2	0-0	0-0	0-0	1	0-0	0	0	14
Matt Duliba	1	0-0	0-0	0-0	1	0-0	0	0	8
Shawn Mizro	1	0-0	0-0	0-0	0	3-4	0	0	6
Kent Thorpe	1	0-0	0-0	0-0	0	0-0	0	0	6
Anthony Hobaica	1	0-0	0-0	0-0	0	0-0	0	0	6
Steve Sorhaindo	1	0-0	0-0	0-0	0	0-0	0	0	6
Kevin Olson	0	0-1	3-3	0-0	0	0-0	0	0	3
Chris Whipple	0	0-0	0-0	0-0	1	0-0	0	0	2
Total	33	6-12	24-29	0-0	3	3-4	0	0	246
Opponents	27	4-7	24-24	0-0	0	0-1	0	0	198

TOTAL OFFENSE	G	Plays	Rush	Pass	Total	Avg/G
Shawn Mizro	10	307	-20	1690	1670	167.0
Doug Blakowski	10	244	1054	0	1054	105.4
Don Gilardi	10	37	230	0	230	23.0
Andrew Strom	9	22	90	48	138	15.3
Anthony Hobaica	10	21	82	0	82	8.2
Nick Dyson	9	1	0	53	53	5.9
James Wright	10	3	9	35	44	4.4
Ryan LiDrazzah	10	6	25	0	25	2.5
Chris Whipple	8	3	23	0	23	2.9
Dan Spinella	10	5	15	0	15	1.5
Dominick Ancona	10	1	0	9	9	0.9
Team	5	8	-6	0	-6	-1.2
Total	10	659	1502	1835	3337	333.7
Opponents	10	648	1179	2112	3291	329.1

FIELD GOALS	FGM-FGA	Pct	01-19	20-29	30-39	40-49	50-99	Lg	Blk
Denis Avdic	6-11	54.5	0-0	4-6	2-4	0-1	0-0	39	0
Kevin Olson	0-1	0.0	0-0	0-0	0-1	0-0	0-0	0	0

FG SEQUENCE	Hobart	Opponents
Dickinson	(39)	36
William Paterson	(23)	42
Rensselaer	(20)	(37)
WPI	-	-
Merchant Marine	(27)	-
St. Lawrence	26	-
Alfred	29	-
Union	34	(19)
Rochester	(33),40	35
Rowan	(27),34,35	(38),(32)

Numbers in parentheses indicate field goal was made.

PUNTING	No.	Yds	Avg	Long	TB	FC	I20	Blkd
Dominick Ancona	44	1818	41.3	65	7	10	14	0
Total	44	1818	41.3	65	7	10	14	0
Opponents	54	1897	35.1	64	2	6	14	0

KICKOFFS	No.	Yds	Avg	TB	OB	Retn	Net	YdLn
Dominick Ancona	47	2436	51.8	0	3			
Total	47	2436	51.8	0	3	658	37.8	27
Opponents	37	1887	51.0	2	1	716	30.6	34

ALL PURPOSE	G	Rush	Rec	PR	KOR	IR	Tot	Avg/G
Doug Blakowski	10	1054	308	0	12	0	1374	137.4
Ryan LiDrazzah	10	25	359	7	371	0	762	76.2
James Wright	10	9	455	171	0	0	635	63.5
Steve Sorhaindo	9	0	127	0	294	0	421	46.8
Don Gilardi	10	230	0	0	10	0	240	24.0
Nick Dyson	9	0	169	0	0	0	169	18.8
Kyle Martin	9	0	127	0	7	0	134	14.9
Kent Thorpe	10	0	125	0	0	0	125	12.5
Anthony Hobaica	10	82	8	0	0	0	90	9.0
Andrew Strom	9	90	0	0	0	0	90	10.0
Ryan McWalter	9	0	67	0	22	0	89	9.9
Chris Whipple	8	23	29	0	0	0	52	6.5
Mike Kaplun	10	0	0	0	0	33	33	3.3
Dan Spinella	10	15	17	0	0	0	32	3.2
Bryan Lee	3	0	25	0	0	0	25	8.3
Jeff Sanders	10	0	0	0	0	25	25	2.5
Corey Cage	7	0	0	0	0	21	21	3.0
Chris Szymanski	10	0	0	0	0	20	20	2.0
Matt Duliba	9	0	10	0	0	0	10	1.1
Evan Hoffman	10	0	9	0	0	0	9	0.9
James Alexander	9	0	0	0	0	8	8	0.9
Team	5	-6	0	0	0	0	-6	-1.2
Shawn Mizro	10	-20	0	0	0	0	-20	-2.0
Total	10	1502	1835	178	716	107	4338	433.8
Opponents	10	1179	2112	165	658	159	4273	427.3




Placekicker Denis Avdic (#12) earned All-Liberty League honors in 2006.



DEFENSIVE LEADERS	GP	Tackles			TFL/Yds	Sacks		Pass Def		QBH*	Fumbles		Blkd Kick	Saf
		Solo	Ast	Total		No-Yards	Int-Yds	BrUp	Rcv-Yds		FF			
41 Nolan Robinson	10	48	31	79	4.5-24	1.0-7	.	4	2	.	2	.	.	
38 Evan Hoffman	10	52	27	79	12.0-70	6.0-54	.	3	4	2-0	6	.	.	
75 Ryan Aruck	10	18	47	65	4.5-10	0.5-1	.	1	3	.	1	.	.	
9 Jeff Sanders	10	32	27	59	7.5-30	3.0-22	2-25	5	2	1-0	1	.	.	
8 Mike Kaplun	10	35	16	51	1.0-3	.	3-33	4	
50 Andy Purdie	10	26	23	49	10.5-48	7.5-40	.	.	3	1-0	2	.	.	
47 Tyler Mason	10	19	25	44	3.5-19	2.0-13	.	3	1	1-0	.	.	.	
21 James Alexander	9	26	6	32	.	.	1-8	6	.	.	1	.	.	
98 Jim Drury	10	15	14	29	5.5-31	5.0-31	.	.	1	2-0	.	.	.	
54 Mike Faracca	10	8	20	28	1.5-2	.	.	.	1	1-0	.	.	.	
31 Chris Szymanski	10	9	12	21	.	.	1-20	3	
6 Corey Cage	7	16	5	21	.	.	2-21	6	.	1-7	.	.	.	
40 Justin Hager	9	8	6	14	1	.	.	
99 Ryan Rapaport	3	7	4	11	3.0-8	1.0-5	.	.	1	
36 Micah Cogger	10	3	6	9	
34 Don Gilardi	10	4	3	7	1	.	.	
7 Kent Thorpe	10	3	3	6	1-0	.	.	.	
49 Brandon Card	9	5	1	6	2.0-14	2.0-14	.	1	.	.	1	.	.	
2 DeWayne Smith	10	2	3	5	
45 Ryan Robinson	6	2	3	5	
23 Anthony Hobaica	10	2	1	3	
4 Chris Whipple	8	1	2	3	
15 Matt Duliba	9	1	2	3	1	.	.	
1 Ryan LiDrazzah	10	2	.	2	
18 Bryan Newcomb	3	2	.	2	
5 Nick Dyson	9	1	1	2	
25 Dan Spinella	10	1	1	2	
57 Nino Giabrone	10	1	.	1	
77 Derek Peterson	1	.	1	1	
48 Evan Amato	1	1	.	1	
56 Alex Williams	1	1	.	1	
69 Mike Castro	1	1	.	1	
51 Tony Siravo	4	1	.	1	
76 Mike Condon	10	.	1	1	
67 Brian Ohman	9	.	1	1	
83 Joe Cowan	1	1	.	1	
27 Rob Nieves	2	1	.	1	
32 Dan Pembroke	2	.	1	1	0.5-5	
55 Mike DePersis	10	1	.	1	
3 Andrew Strom	9	1	.	1	
35 Kyle Martin	9	1	.	1	
85 Dominick Ancona	10	.	1	1	2-0	.	.	.	
22 James Wright	10	1	.	1	
10 Shawn Mizro	10	1	.	1	
62 Phill Perkins	10	1-0	.	.	.	
Total	10	360	294	654	56-264	29-194	9-107	36	18	13-7	16	1	.	
Opponents	10	369	336	705	60.0-248	28-169	11-159	30	6	7-55	7	1	.	

*Quarterback hurries were only tracked during the following games: Dickinson, William Paterson, WPI, Union, Rochester.



KEVIN COLTON



2006 Season Statistics



HOBART SUPERLATIVES

TEAM GAME HIGHS

Rushes	53	at Merchant Marine (Oct 14, 2006)
Yards Rushing	326	at Merchant Marine (Oct 14, 2006)
Yards Per Rush	6.2	at Merchant Marine (Oct 14, 2006)
TD Rushes	3	at Rensselaer (Sep 23, 2006) vs WPI (Sep 30, 2006) at St. Lawrence (Oct 21, 2006) vs Univ. of Rochester (Nov 11, 2006)
Pass attempts	35	vs Dickinson College (Sep 09, 2006)
Pass completions	22	vs Union College (Nov 04, 2006)
Yards Passing	261	at William Paterson (Sep 16, 2006)
Yards Per Pass	8.4	at William Paterson (Sep 16, 2006)
TD Passes	3	at Alfred University (Oct 28, 2006)
Total Plays	77	at St. Lawrence (Oct 21, 2006)
Total Offense	450	at Merchant Marine (Oct 14, 2006)
Yards Per Play	6.2	at Merchant Marine (Oct 14, 2006)
Points	31	vs Dickinson College (Sep 09, 2006) at William Paterson (Sep 16, 2006) vs Univ. of Rochester (Nov 11, 2006)
Sacks By	10	at Merchant Marine (Oct 14, 2006)
First Downs	25	at Merchant Marine (Oct 14, 2006)
Penalties	9	vs Dickinson College (Sep 09, 2006) vs WPI (Sep 30, 2006) at St. Lawrence (Oct 21, 2006)
Penalty Yards	85	at St. Lawrence (Oct 21, 2006)
Turnovers	4	at William Paterson (Sep 16, 2006) vs Union College (Nov 04, 2006)
Interceptions By	3	at St. Lawrence (Oct 21, 2006)

INDIVIDUAL GAME HIGHS

Rushes	33	Doug Blakowski at St. Lawrence (Oct 21, 2006)
Yards Rushing	214	Doug Blakowski at Merchant Marine (Oct 14, 2006)
TD Rushes	3	Doug Blakowski vs WPI (Sep 30, 2006)
Long Rush	55	Don Gilardi at St. Lawrence (Oct 21, 2006)
Pass attempts	34	Shawn Mizro vs Dickinson College (Sep 09, 2006) Shawn Mizro vs Union College (Nov 04, 2006)
Pass completions	22	Shawn Mizro vs Union College (Nov 04, 2006)
Yards Passing	243	Shawn Mizro vs Union College (Nov 04, 2006)
TD Passes	3	Shawn Mizro at Alfred University (Oct 28, 2006)
Long Pass	53	Nick Dyson at William Paterson (Sep 16, 2006)
Receptions	7	Ryan LiDrazzah at St. Lawrence (Oct 21, 2006)
Yards Receiving	96	James Wright at Rowan University (Nov 18, 2006)
TD Receptions	2	Ryan LiDrazzah at Merchant Marine (Oct 14, 2006) James Wright at Alfred University (Oct 28, 2006) James Wright vs Union College (Nov 04, 2006)
Long Reception	53	Ryan LiDrazzah at William Paterson (Sep 16, 2006)
Field Goals	1	Denis Avdic vs Dickinson College (Sep 09, 2006) Denis Avdic at William Paterson (Sep 16, 2006) Denis Avdic at Rensselaer (Sep 23, 2006) Denis Avdic at Merchant Marine (Oct 14, 2006) Denis Avdic vs Univ. of Rochester (Nov 11, 2006) Denis Avdic at Rowan University (Nov 18, 2006)
Long Field Goal	39	Denis Avdic vs Dickinson College (Sep 09, 2006)
Punts	8	Dominick Ancona at Alfred University (Oct 28, 2006)
Punting Avg	46.5	Dominick Ancona at Alfred University (Oct 28, 2006) Dominick Ancona vs Union College (Nov 04, 2006)
Long Punt	65	Dominick Ancona vs Union College (Nov 04, 2006)
Long Punt Return	18	James Wright at St. Lawrence (Oct 21, 2006)
Long Kickoff Return	43	Ryan LiDrazzah vs Dickinson College (Sep 09, 2006)
Tackles	14	Evan Hoffman vs Univ. of Rochester (Nov 11, 2006)
Sacks	3.5	Andy Purdie at Merchant Marine (Oct 14, 2006)
Tackles For Loss	3.5	Andy Purdie at Merchant Marine (Oct 14, 2006)
Interceptions	1	nine times

OPPONENT SUPERLATIVES

OPPONENT TEAM GAME HIGHS

Rushes	48	vs Univ. of Rochester (Nov 11, 2006)
Yards Rushing	245	vs Union College (Nov 04, 2006)
Yards Per Rush	6.0	vs Union College (Nov 04, 2006)
TD Rushes	2	at William Paterson (Sep 16, 2006) vs WPI (Sep 30, 2006) vs Union College (Nov 04, 2006) vs Univ. of Rochester (Nov 11, 2006)
Pass attempts	43	at Alfred University (Oct 28, 2006)
Pass completions	23	at Merchant Marine (Oct 14, 2006)
Yards Passing	261	vs Univ. of Rochester (Nov 11, 2006)
Yards Per Pass	9.3	vs Univ. of Rochester (Nov 11, 2006)
TD Passes	3	vs Dickinson College (Sep 09, 2006) at Merchant Marine (Oct 14, 2006)
Total Plays	76	vs Univ. of Rochester (Nov 11, 2006)
Total Offense	418	vs Union College (Nov 04, 2006)
Yards Per Play	6.6	vs Union College (Nov 04, 2006)
Points	31	vs Union College (Nov 04, 2006)
Sacks By	5	vs Dickinson College (Sep 09, 2006) at Merchant Marine (Oct 14, 2006) at St. Lawrence (Oct 21, 2006)
First Downs	23	vs Dickinson College (Sep 09, 2006) vs Univ. of Rochester (Nov 11, 2006)
Penalties	8	vs WPI (Sep 30, 2006) at St. Lawrence (Oct 21, 2006)
Penalty Yards	71	vs WPI (Sep 30, 2006)
Turnovers	4	at Rensselaer (Sep 23, 2006) at St. Lawrence (Oct 21, 2006)
Interceptions By	3	vs WPI (Sep 30, 2006) vs Union College (Nov 04, 2006)

OPPONENT INDIVIDUAL GAME HIGHS

Rushes	29	Matt Bielecki, vs Univ. of Rochester (Nov 11, 2006)
Yards Rushing	132	Matt Bielecki, vs Univ. of Rochester (Nov 11, 2006)
TD Rushes	2	Calvin Johnson, at William Paterson (Sep 16, 2006)
Long Rush	37	Elmer Newsome, at Alfred University (Oct 28, 2006) Zach Tillo, vs Union College (Nov 04, 2006)
Pass attempts	43	Paul Keeley, at Alfred University (Oct 28, 2006)
Pass completions	23	Chuck Kleinschn, at Merchant Marine (Oct 14, 2006)
Yards Passing	261	Aaron Molesani, vs Univ. of Rochester (Nov 11, 2006)
TD Passes	3	Matt Torchia, vs Dickinson College (Sep 09, 2006) Chuck Kleinschn, at Merchant Marine (Oct 14, 2006)
Long Pass	58	Paul Keeley, at Alfred University (Oct 28, 2006)
Receptions	10	J. Vanderstynne, vs Univ. of Rochester (Nov 11, 2006)
Yards Receiving	119	J. Vanderstynne, vs Univ. of Rochester (Nov 11, 2006)
TD Receptions	2	Chris McNerney, vs Dickinson College (Sep 09, 2006) Grant Wright, at Merchant Marine (Oct 14, 2006) Matt Gibbins, at Alfred University (Oct 28, 2006)
Long Reception	58	Matt Gibbins, at Alfred University (Oct 28, 2006)
Field Goals	2	Daniel Roberts, at Rowan University (Nov 18, 2006)
Long Field Goal	38	Daniel Roberts, at Rowan University (Nov 18, 2006)
Punts	9	Matt Popov, at St. Lawrence (Oct 21, 2006)
Punting Avg	40.0	Ricky Krautman, at William Paterson (Sep 16, 2006)
Long Punt	64	Matt Popov, at St. Lawrence (Oct 21, 2006)
Long Punt Return	52	Kareen Moon, at William Paterson (Sep 16, 2006)
Long Kickoff Return	37	Cameron Amigo, at Merchant Marine (Oct 14, 2006)
Tackles	16	Jordan Burger, at St. Lawrence (Oct 21, 2006)
Sacks	2.5	Zac Reding, vs Dickinson College (Sep 09, 2006)
Tackles For Loss	3.0	Justin Eusepi, at Merchant Marine (Oct 14, 2006)
Interceptions	1	11 times



James Alexander All-Liberty League first-team

Dominick Ancona..... Liberty League Co-Special Teams Performer of the Week, Sept. 16
 Liberty League Co-Special Teams Performer of the Week, Oct. 21
 Liberty League Special Teams Performer of the Week, Oct. 28
 D3football.com Team of the Week, Oct. 28
 All-Liberty League first-team
 D3football.com All-East second team
 ECAC Northwest All-Star
 Football Gazette All-East second team
 Football Gazette All-American honorable mention

Ryan AruckD3football.com Team of the Week, Sept. 30
 All-Liberty League second-team
 Football Gazette All-East honorable mention

Denis Avdic Liberty League Co-Rookie of the Week, Sept. 9
 Liberty League Special Teams Performer of the Week, Oct. 14
 All-Liberty League honorable mention

Doug Blakowski.....Football Gazette Preseason All-American, honorable mention
 Liberty League Offensive Performer of the Week, Sept. 30
 RACA Tri-Male Athlete of the Week, Sept. 30
 ECAC Northwest Offensive Player of the Week, Sept. 30
 Liberty League Co-Offensive Performer of the Week, Oct. 14
 ECAC Northwest Offensive Player of the Week, Oct. 14
 Liberty League Co-Offensive Performer of the Week, Nov. 11
 ECAC Northwest Co-Offensive Player of the Week, Nov. 11
 All-Liberty League second-team
 Football Gazette All-East second team
 Football Gazette All-American honorable mention

Mike DePersis..... All-Liberty League first-team
 D3football.com All-East second team
 Football Gazette All-East third team

Nino Giambrone All-Liberty League first-team
 D3football.com All-East second team
 Football Gazette All-East third team

Evan Hoffman..... Liberty League Co-Defensive Performer of the Week, Sept. 23
 ECAC Northwest Co-Defensive Performer of the Week, Sept. 23
 D3football.com Team of the Week, Oct. 14
 Liberty League Defensive Performer of the Week, Nov. 11
 ECAC Northwest Defensive Player of the Week, Nov. 11
 All-Liberty League first-team
 ECAC Northwest All-Star
 Football Gazette All-East third team

Mike Kaplun..... All-Liberty League second-team

Ryan LiDrazzah.....Liberty League Co-Special Teams Performer of the Week, Sept. 9


Shawn MizroFootball Gazette Preseason All-American, honorable mention
 Liberty League Co-Offensive Performer of the Week, Sept. 9
 RACA Co-Male Athlete of the Week, Sept. 9
 Football Gazette All-East honorable mention

Brian Ohman..... All-Liberty League honorable mention

Andy PurdieD3football.com Team of the Week, Oct. 14
 All-Liberty League first-team
 D3football.com All-East second team
 ECAC Northwest All-Star
 Football Gazette All-East third team

Nolan Robinson.....ESPN The Magazine Academic All-District
 All-Liberty League second-team
 Football Gazette All-East honorable mention


Steve Sorhaindo Liberty League Special Teams Performer of the Week, Sept. 23



Alexander




Ancona



Aruck



Avdic



Blakowski




DePersis




Giambrone



Hoffman



Kaplun




LiDrazzah




Mizro




Ohman



Purdie



Robinson



Sorhaindo